
















Tonttupeli



Pelilaudan valmistaminen

- Tulosta pelilauta niin isona kuin mahdollista.
- Leikkaa pelilaudan osat mustaa viivaa pitkin ja yhdistä teipillä alapuolelta.
- Leikkaa pelilaudan ulkoreunat siistiksi.
- Pelilaudasta tulee tukevampi, jos sen kiinnittää pahville.
- Keksikää yhdessä kysymyksiä ja tehtäviä.

